



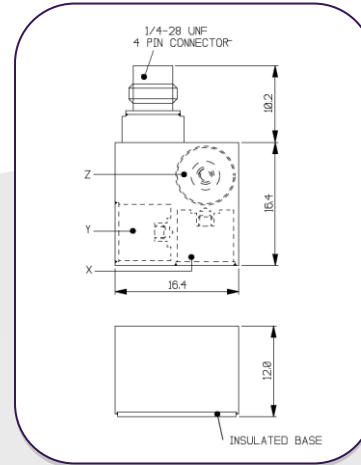
AT/14 Triaxial Piezo-Tronic IEPE Accelerometer

1mV/g up to 200mV/g $\pm 10\%$ 13gm Std Temp 125°C (HT185°C)

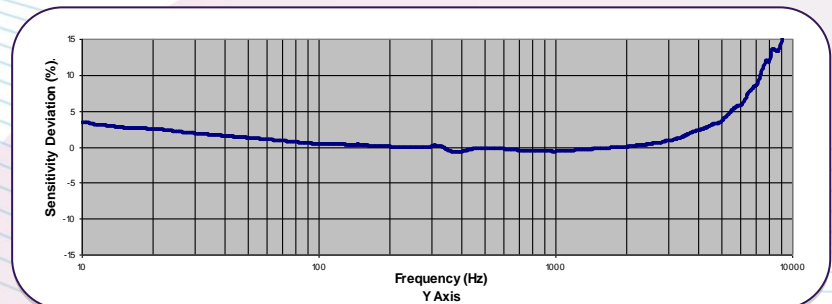
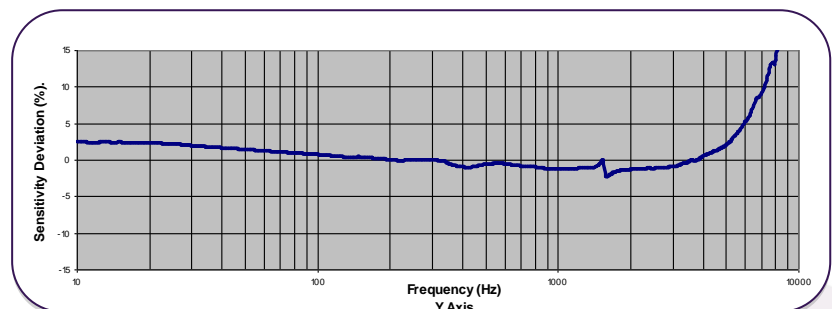
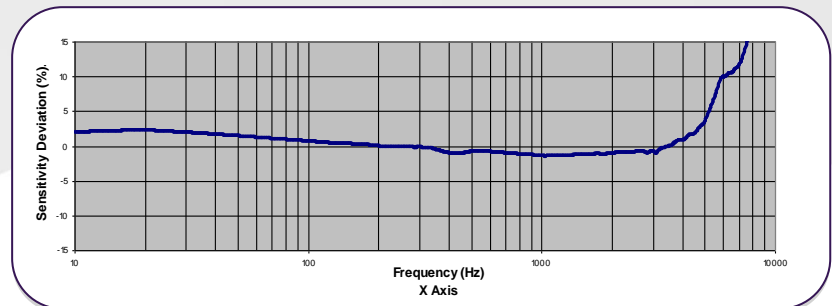
A lightweight general purpose triaxial vibration transducer comprising of three voltage output piezo-electric sensing elements mounted orthogonally within a titanium block with welded construction. The AT/14 is based upon the unique DJB Konic shear design and maybe considered as an alternative to the A/131 or A/134. However, the latter by virtue of being a grouping of single axis devices, are repairable and in addition the physical separation of the cable leads to visible signal axis traceability.

With a 1/4-28 UNF 4 pin connector and ruggedized single cables with three BNC labelled breakout leads the AT/14 is well suited to Automotive/Aerospace applications.

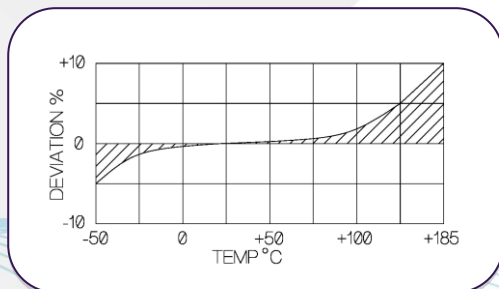
AT/14



Typical Frequency Response



Temperature Response



Typical Spectral Noise (100mV/g):

1Hz	345 μ g/ \sqrt Hz
10Hz	156 μ g/ \sqrt Hz
100Hz	44 μ g/ \sqrt Hz
1kHz	12.1 μ g/ \sqrt Hz
10kHz	8.2 μ g/ \sqrt Hz

Please note: For information and reference only. Data should not be used as pass / fail criteria for calibration purposes


DJB Instruments (UK) Ltd

Finchley Avenue,
Mildenhall, Suffolk IP28 7BG

A UK company with UK-based manufacturing, assembly and calibration in-house.

Tel +44 (0)1638 712 288
Email sales@djbinstruments.com
Web www.djbinstruments.com

DJB Iss.6 2018



FM11310



**AT/14 Triaxial
Piezo-Tronic IEPE Accelerometer**

1mV/g up to 200mV/g $\pm 10\%$ 13gm Std Temp 125°C (HT185°C)

	Metric			Imperial		
Voltage Sensitivity @ 20°C $\pm 10\%$	0.1mV/(m/s ²)	1.02mV/(m/s ²)	10.2mV/(m/s ²)	1mV/g	10mV/g	100mV/g
Resonant Frequency	X/Y ≥ 20 kHz			Z ≥ 33 kHz		
Typical Frequency range $\pm 5\%$ +10%	1Hz – 6kHz 0.7Hz – 7kHz	1Hz – 6kHz 0.7Hz – 7kHz	5Hz – 6kHz 3Hz – 7kHz	1Hz – 6kHz 0.7Hz – 7kHz	1Hz – 6kHz 0.7Hz – 7kHz	5Hz – 6kHz 3Hz – 7kHz
Cross Axis Error	$\leq 5\%$ max					
Temperature Range	-50/ +125°C (185°C HT)			-58/ +257°F (365°F HT)		
Voltage Sensitivity deviation (20°C/68°F)	-5% @ -50°C		+5% @ +125°C	-5% @ -58°F		+5% @ +257°F
Supply Voltage	15/35 V DC					
Supply current	2-20mA					
Bias Voltage (20°C/68°F)	9/10 V DC					
Base Strain Sensitivity	$\leq 5\%$					
Max Continuous accn.g sine	49033m/s ²			5000g		
Saturation limit equiv. g	49033m/s ²	4903m/s ²	490m/s ²	5000g	500g	50g
Case Material	Titanium					
Mounting	Adhesive or 10-32 UNF tapped hole					
Weight	13gm			0.46oz		
Case Seal	Welded					
Size	16.4 x 16.4 x 12mm AT/14			0.65 x 0.65 x 0.47in		
Connector	¼ -28UNF, 4 Pin Connector					

Options:

AT/14, AT/14/TB, ATI/14, ATI/14/TB

Also available with DJB's unique high temperature IEPE solution capable of testing up to 185°C as an option.

Please note: For information and reference only. Data should not be used as pass / fail criteria for calibration purposes

DJB Instruments (UK) Ltd

Finchley Avenue,
Mildenhall, Suffolk IP28 7BG

Tel +44 (0)1638 712 288
Email sales@djbstruments.com
Web www.djbstruments.com

DJB Iss.6 2018



FM11310

A UK company with UK-based manufacturing, assembly and calibration in-house.